



# SX18

# BOW RIDER



### SPECIFICATIONS

**LENGTH:** 18'/5.5 meters  
**BEAM:** 7' 8"/2.3 meters  
**DRY WEIGHT:** 2,450 lbs/1,111 kg  
**MAXIMUM WEIGHT:** 3,000 lbs/1,362 kg  
**FUEL CAPACITY:** 22 gallons/83 liters  
**DEADRISE:** 18 degrees  
**PERFORMANCE:** 40-45 mph  
**PERSONS CAPACITY:** 8 people  
**TOTAL CAPACITY:** 1,250 lbs/567 kg  
**MAXIMUM HORSEPOWER:** 190 hp/142 kw  
**STANDARD SEATING w/SUNDECK:** Flip-up bucket (helm) & bucket  
**STANDARD SEATING w/MOTOR BOX JUMP SEATS:** Flip-up bucket (helm) & bucket

ELECTRIC BLUE

RUBY RED

PICTURED:

AZTEC YELLOW

PITCH BLACK

SANDSTONE

VISIT [WWW.MARIAH-BOATS.COM](http://WWW.MARIAH-BOATS.COM) TO SEE A VIRTUAL TOUR OF THE SX18.

## STANDARD FEATURES

### CANVAS

Sunbrella convertible top

### COCKPIT

20-oz all-weather marine-carpeted floor

33-oz premium vinyl w/PreFixx®

Adjustable flip-up bucket seat at helm

Deluxe side panel storage w/drink holders

Insulated in-dash cooler

Seaworthy AM/FM/MP3 adaptor

w/2 speakers

Sundeck w/contoured bench seat storage or

motor box w/jump seats

Walk-through windshield for bow access

### HELM & SYSTEMS

12-volt power point

Automatic bilge pump

Full instrumentation\*

### HULL & DECK

Bow anchor storage

Floor storage for skis (drainable)

Fully integrated non-skid swim platform

Ski rope locker (wet storage w/drain)

Ski tow eye

SST boarding ladder

SST cleats (4)

SST hardware

SST over-composite through-hull fittings

SST rub rail

SST windshield supports

## OPTIONAL FEATURES

### CANVAS

Bimini top (no exchange)

Bimini top (xchg for convertible top)

Bow cover

Cockpit & bow cover

Full canvas for bimini top

Full canvas for convertible top

Mooring cover

### COCKPIT

Clarion AM/FM/CD & MP3 adaptor

w/4 speakers

Clarion AM/FM/CD & MP3 adaptor

w/4 speakers & Sirius® satellite

Clarion stereo remote at helm

Flip-up passenger bucket seat (xchg for bucket)

Snap-in floor carpet for fiberglass floor

Upgraded bucket seat (each)

### HELM & SYSTEMS

Automatic fire extinguisher

Compass in dash

Digital depth finder in dash

Battery switch

Hour meter in dash

Remote trim & tilt switch at stern

### HULL & DECK

Blue mood lights (4)

Colored hull (black) w/white stripe

Colored hull (except black)

w/white stripe

Colored stripe on white hull

Extended swim platform w/ladder

Finished fiberglass floor (xchg for

## OPTIONAL FEATURES CONTINUED

standard carpet)

Pull-up cleats (4)

Sport graphics package

Upgrade package w/Sirius® satellite\*\*\*

Upgrade package\*\*

Wakeboard rack\*\*

Wakeboard tower light set\*\*

Wakeboard tower ski rack\*\*

Wakeboard tower speakers (2)\*\*

Wakeboard tower\*\*

\*\*Upgrade Package: SST through-hull fittings; Clarion AM/FM/CD/MP3 adaptor & 4 speakers; Deluxe Italian steering wheel; Pop-up ski tow; Courtesy lights; Compass; Remote trim & tilt switch at stern; SST cup holders.



\*\*\*Upgrade Package w/Satellite: SST through-hull fittings; Clarion AM/FM/CD/MP3 adaptor & 4 speakers; Deluxe Italian steering wheel; Pop-up ski tow; Courtesy lights; Compass; Remote trim & tilt switch at stern; SST cup holders; Sirius Satellite Radio.

\*Full Instrumentation: tachometer, speedometer, volt, trim, fuel, temperature & oil pressure.


\*\*For shipping reasons, wakeboard tower brackets are factory installed. All other wakeboard option parts are supplied by the manufacturer & must be dealer installed.

Maximum weight is approximate & includes: boat with heaviest motor offered, plus factory options, full fresh water, holding & fuel tanks, one battery, but NO owner's gear.


Dry weight is approximate & includes: boat with heaviest motor offered, plus factory options, one battery, but NO water, fuel or owner's gear.



OPTIONAL EXTENDED SWIM PLATFORM W/LADDER



SUNDECK



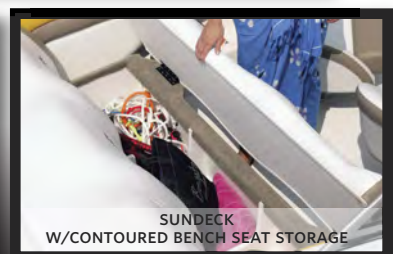
BOW SEATING



DELUXE SIDE PANEL STORAGE W/DRINK HOLDERS



FULL INSTRUMENTATION\*



SUNDECK W/CONTOURED BENCH SEAT STORAGE