



# SC21

# CUDDY CABIN



### SPECIFICATIONS

**LENGTH:** 20' 9"/6.3 meters  
**BEAM:** 8' 6"/2.6 meters  
**DRY WEIGHT:** 3,300 lbs/1,497 kg  
**MAXIMUM WEIGHT:** 3,900 lbs/1,771 kg  
**FUEL CAPACITY:** 44 gallons/167 liters  
**DEADRISE:** 20 degrees  
**PERFORMANCE:** 41-52 mph  
**PERSONS CAPACITY:** 10 people  
**TOTAL CAPACITY:** 1,750 lbs/794 kg  
**MAXIMUM HORSEPOWER:** 260 hp/194 kw  
**STANDARD SEATING w/SUNDECK:** Deluxe flip-up bucket (helm) & deluxe bucket  
**STANDARD SEATING w/MOTOR BOX JUMP SEATS:** Deluxe flip-up bucket (helm) & back-to-back lounge

ELECTRIC BLUE

RUBY RED

PICTURED:

AZTEC YELLOW

PITCH BLACK

SANDSTONE



VISIT [WWW.SEAFOXBOATS.COM](http://WWW.SEAFOXBOATS.COM) TO SEE A VIRTUAL TOUR OF THE SC21.

## STANDARD FEATURES

### CANVAS

Sunbrella convertible top

### COCKPIT & CABIN

33-oz premium vinyl w/PreFixx®

Bow deck hatch

Cabin light

Center cushion for V-berth

Cockpit/cabin table

Cushioned V-berth w/pillows

Deluxe adjustable flip-up bucket seat at helm

Deluxe side panel storage w/drink holders

Extra base in cockpit for cabin table

Lockable sliding cabin entry door

Molded fiberglass cabin interior pan

Portable toilet in cabin

Seaworthy AM/FM/MP3 adaptor w/2 speakers

Sink unit (& stove for cockpit use only)

Sundeck w/contoured bench seat storage or motor box w/jump seats

Walk-through windshield w/fold-down step for bow access

### HELM & SYSTEMS

12-volt power point

Audible high bilge water alarm

Automatic bilge pump

Full instrumentation\*

Tilt steering

### HULL & DECK

Bow anchor storage

Finished fiberglass floor

Fully integrated non-skid swim platform

Raised grab rail at bow

Ski rope locker (wet storage w/drain)

Ski tow eye

SST boarding ladder

SST cleats (6)

SST hardware

SST over-composite through-hull fittings

SST raised grab rail at bow

SST rub rail

## OPTIONAL FEATURES

### CANVAS

Bimini top (no exchange)

Bimini top (xchg for convertible top)

Cockpit cover

Full canvas for bimini top

Full canvas for convertible top

Mooring cover

### COCKPIT & CABIN

Back-to-back passenger lounge seat (xchg for bucket - sundeck only)

Clarion AM/FM/CD & MP3 adaptor w/4 speakers

Clarion AM/FM/CD & MP3 adaptor w/4 speakers & Sirius® satellite

Clarion stereo remote at helm

Flip-up passenger bucket seat (xchg for bucket)

Snap-in floor carpet for fiberglass floor

Upgraded bucket seat

## OPTIONAL FEATURES CONTINUED

### HELM & SYSTEMS

Automatic fire extinguisher

Battery switch

Compass

Digital depth finder in dash

Remote trim & tilt switch at stern

Through-hull exhaust

### HULL & DECK

Blue mood lights (4)

Colored hull (black) w/white stripe

Colored hull (except black) w/white stripe

Colored stripe on white hull

Extended swim platform w/ladder

Pull-up cleats (replace standard cleats) (6)

Sport graphics package

Upgrade package\*\*

Upgrade package w/Sirius® satellite\*\*\*

Wakeboard rack

Wakeboard tower

Wakeboard tower light set

Wakeboard tower ski rack

Wakeboard tower speakers (2)

\*\*Upgrade Package: SST through-hull fittings; Clarion AM/FM/CD/MP3 adaptor & 4 speakers; Deluxe Italian steering wheel; Pop-up ski tow; Courtesy lights; Compass; Remote trim & tilt switch at stern; SST cup holders.


\*\*\*Upgrade Package w/Satellite: SST through-hull fittings; Clarion AM/FM/CD/MP3 adaptor & 4 speakers; Deluxe Italian steering wheel; Pop-up ski tow; Courtesy lights; Compass; Remote trim & tilt switch at stern; SST cup holders; Sirius Satellite Radio.

\*Full Instrumentation: tachometer, speedometer, volt, trim, fuel, temperature & oil pressure, hour meter.


\*\*For shipping reasons, wakeboard tower brackets are factory installed. All other wakeboard option parts are supplied by the manufacturer & must be dealer installed.

Maximum weight is approximate & includes: boat with heaviest motor offered, plus factory options, full fresh water, holding & fuel tanks, one battery, but NO owner's gear.

Dry weight is approximate & includes: boat with heaviest motor offered, plus factory options, one battery, but NO water, fuel or owner's gear.




OPTIONAL EXTENDED SWIM PLATFORM W/LADDER




COCKPIT/CABIN TABLE



DELUXE SIDE PANEL STORAGE W/DRINK HOLDERS



FULL INSTRUMENTATION\*



SINK UNIT



STOVE (FOR COCKPIT USE ONLY)